

Welcome to the USU Geosciences Rock-n-Fossil Day

Timed Events

Presentations

Room 105

- 10:15a—Lake Bonneville
--Amy Hochberg
- 11:00a—Earthquakes
--Susanne Jänecke
- 11:45a—Fossils of Logan Canyon
--Paul Jamison
- 12:30p—Fossils of Logan Canyon
--Paul Jamison
- 1:15p—Lake Bonneville
--Amy Hochberg
- 2:00p—Earthquakes
--Susanne Jänecke

Storytime

Room 207

- 10:15 am
- 11:15 am
- 12:15 pm
- 1:15 pm
- 2:15 pm

Normal Museum Hours

Monday - Friday
8:30 am - 4:30 pm
email geo@usu.edu for large groups



Let us know what you think of Rock-n-Fossil Day.
(Scan the code)

Hallway Cases

2nd Floor

(case 1) Geologic Structures

Folds, faults, and fractures: This display shows what tectonic forces can do to solid rock in earth's dynamic crust.

3rd Floor

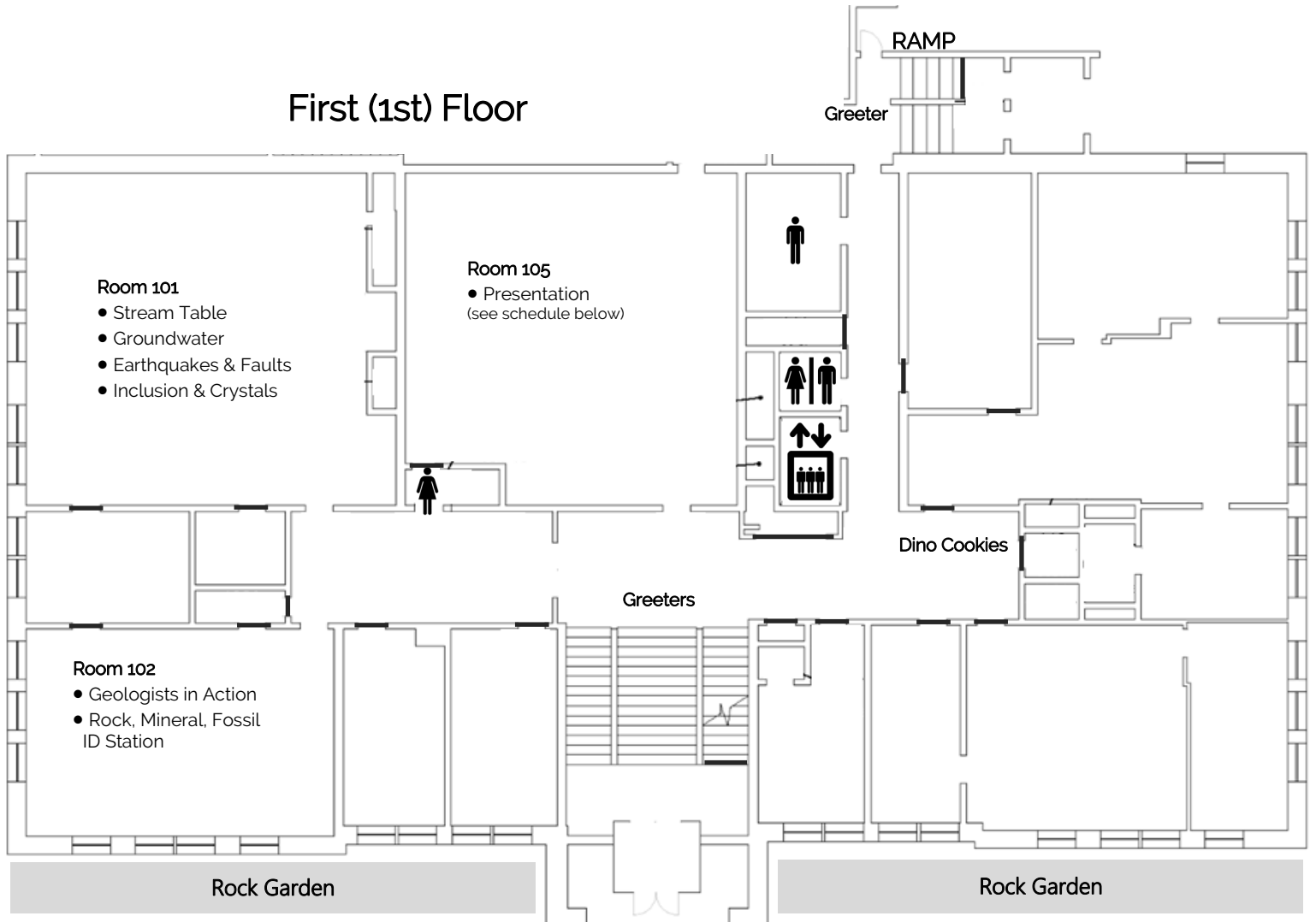
(case 2) Tree of Life

This display pairs fossil and modern specimens with illustrations on a vintage poster and shows the relationships between living things

(case 3) Microbialites

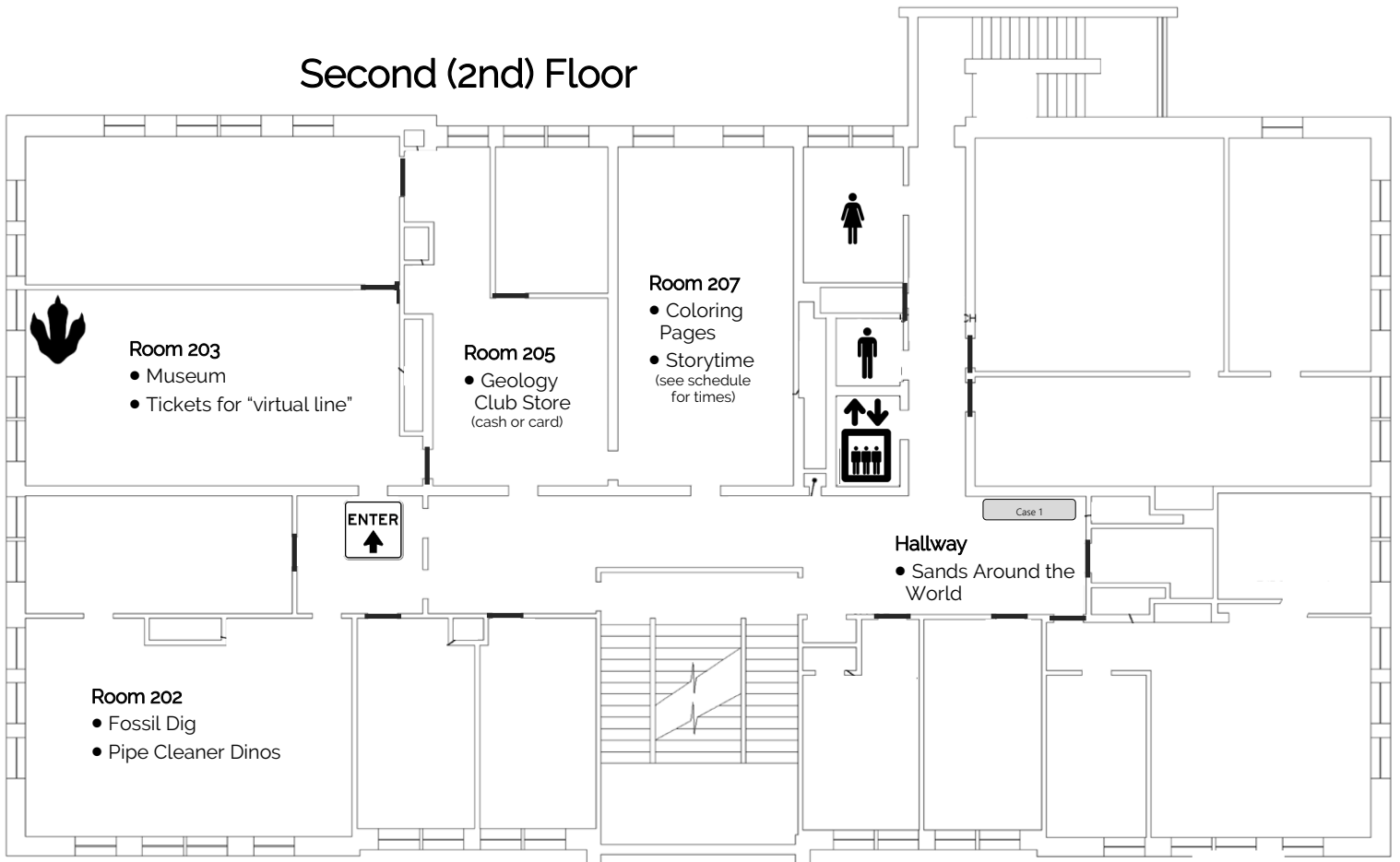
This display highlights rocks made by living organisms. Explore the boundary between biology and geology with rocks that were once "alive".

First (1st) Floor



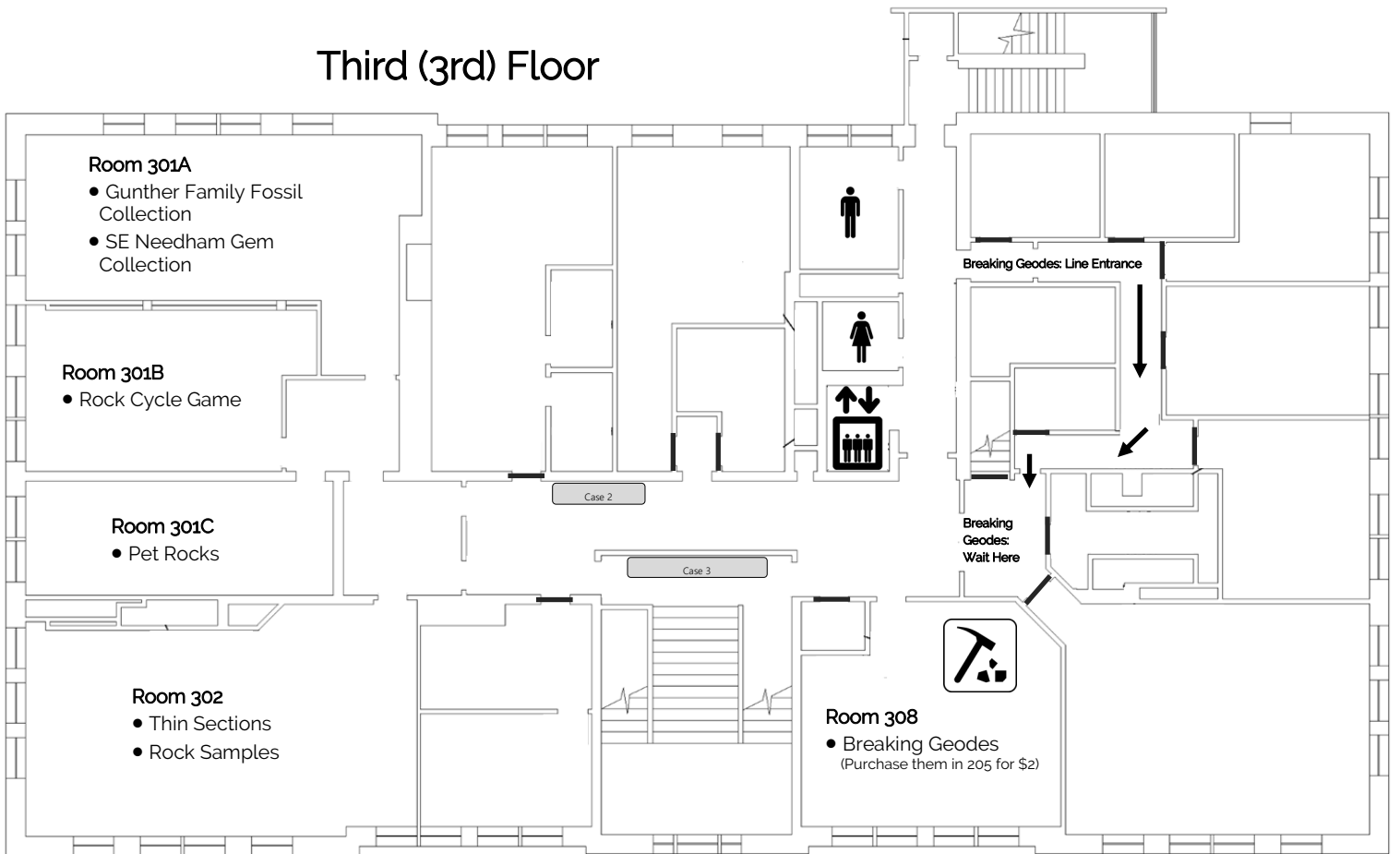
<p>Room 101 <i>Stream Table:</i> Learn how rivers erode the landscape</p> <p><i>Ground Water:</i> Learn how water and other materials get from the surface to</p>	<p>Room 101 <i>Earthquakes & Faults:</i> Learn about many aspects through hands-on activities</p> <p><i>Inclusion & Crystals:</i> All the same but all different</p>		<p>Room 102 <i>Rock, Mineral, Fossil ID Station:</i> If you brought a mystery rock or fossil with you, have a USU geologist tell you all about it</p>	<p>Room 102 <i>Geologists in Action:</i> Learn about what geologists do and many of the tools they use</p>
--	---	--	--	---

Second (2nd) Floor



<p>Room 202</p> <p><i>Fossil Dig:</i> Experience the joy of finding a fossil you can take home</p> <p><i>Pipe Cleaner Dinos:</i> Make a dinosaur from pipe cleaners</p>	<p>Room 203</p> <p><i>Geology Museum:</i> (ticket needed; pick-up at museum) Enjoy exhibits on local and worldwide geology, meet "Percy", and so much more</p>	<p>Room 205</p> <p><i>Geology Club Store:</i> (cash or card)</p> <ul style="list-style-type: none"> * Stickers * Pins * T-shirts * Hats * Rocks/Fossils * Geodes 	<p>Room 207</p> <p><i>Coloring Pages:</i> Decide what color you think dinosaurs were</p> <p><i>Storytime:</i> Enjoy a story every hour on the quarter hour</p>	<p>Hallway</p> <p><i>Sands Across the World:</i> Learn about the many kinds of sand, and take a turn at sifting sands</p>
--	---	---	---	--

Third (3rd) Floor



<p>Room 301A</p> <p><i>Guest Collections:</i></p> <ul style="list-style-type: none"> • Gunther Family Fossils • SE Needham Gems 	<p>Room 301B</p> <p><i>Rock Cycle Game:</i> Experience life as a rock and learn about the rock cycle</p>	<p>Room 301C</p> <p><i>Pet Rocks:</i> Create your very own friend to take home</p>	<p>Room 302</p> <p><i>Thin Sections:</i> Look at what rocks are made of under a microscope</p> <p><i>Specimens:</i> Learn about different rocks</p>	<p>Room 308</p> <p><i>Breaking Geodes:</i> Break open the geode you purchased in room 205. Line entrance is down the hall.</p>
--	---	---	--	---